



Become part of the  
world's largest  
financial seafood cluster

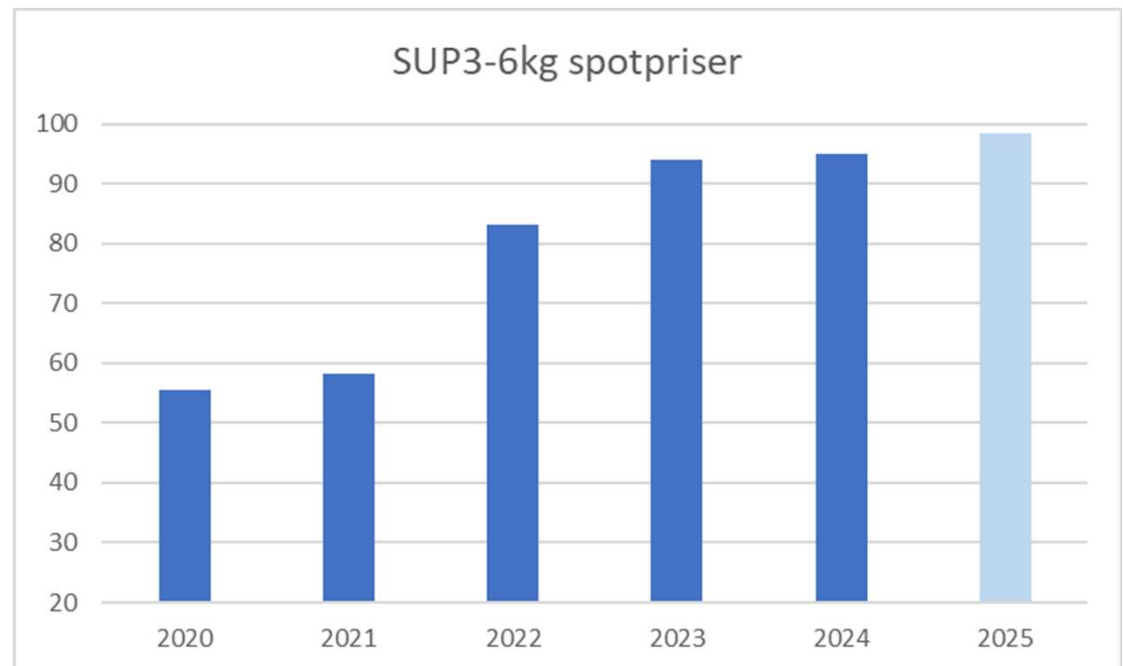


**Supersyklus eller kjøpers marked?**

PRIVATE

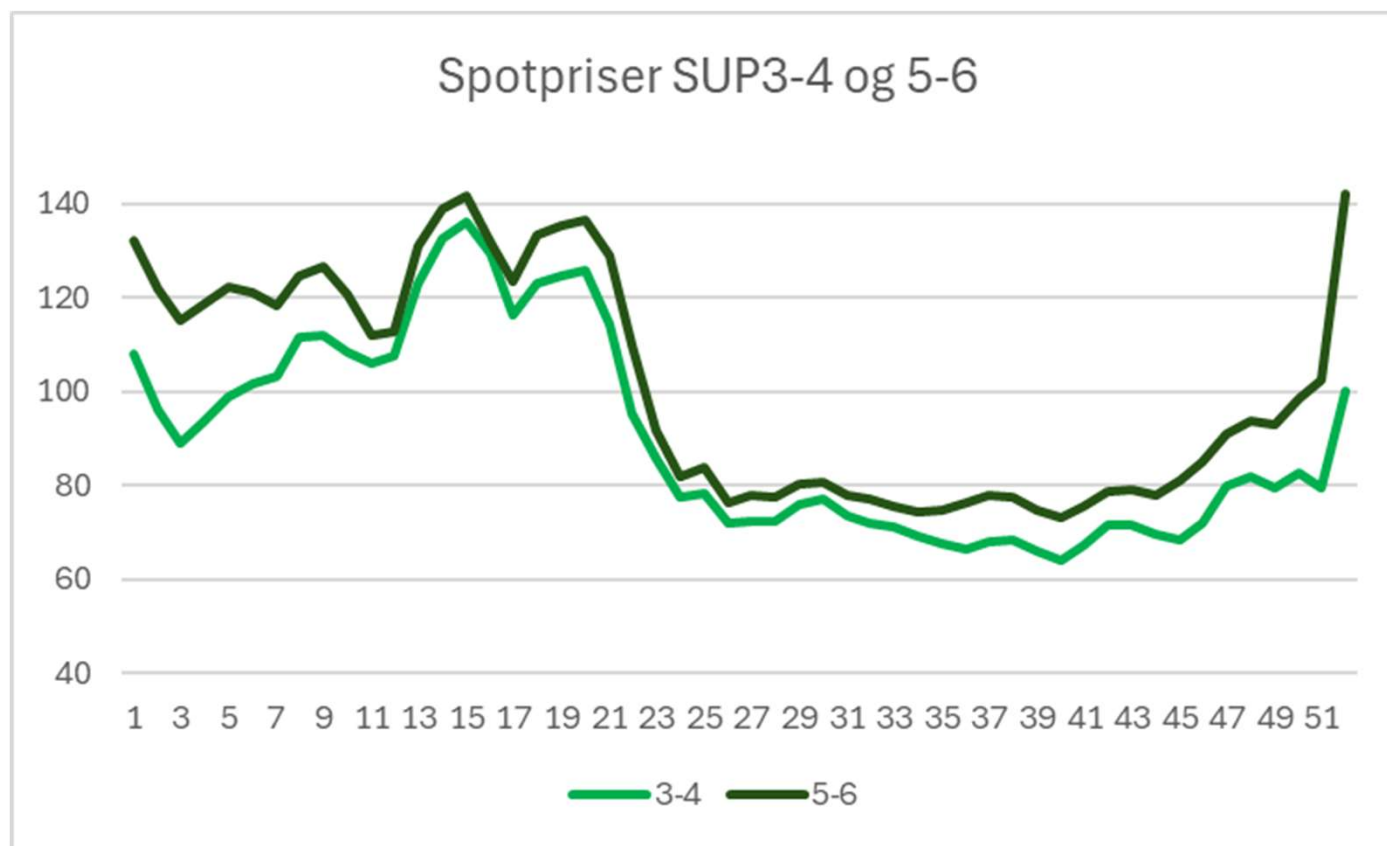
## Vil disse prisene bare fortsette ?

1. Når øker prisene mest?
2. Hvorfor øker prisene så mye?
3. Hvem betaler så mye?
4. Hva blir prisene i 2025?
5. Hvor finner dere prisinformasjon?



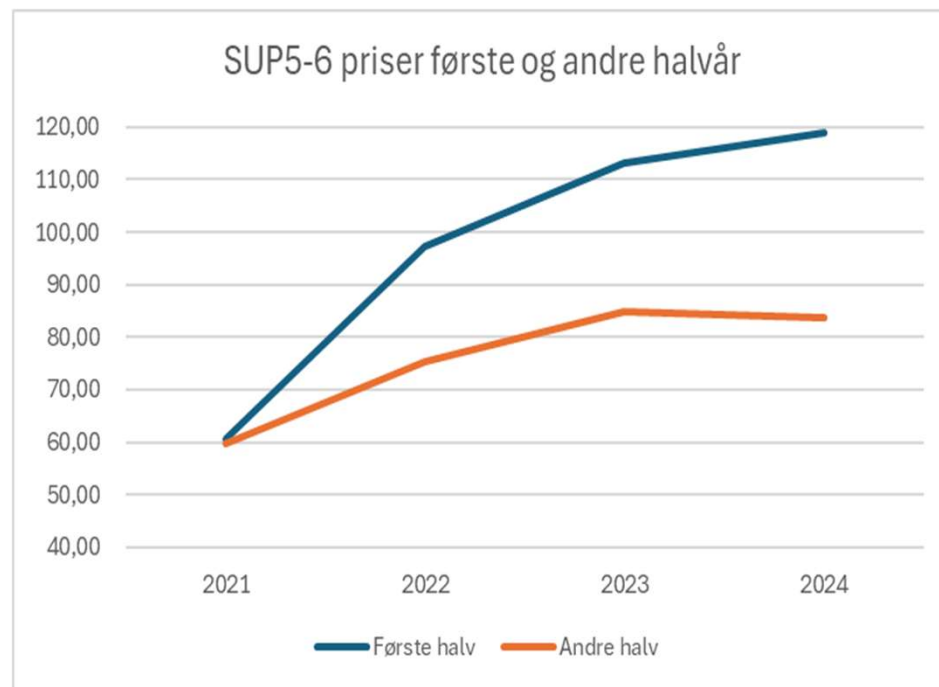
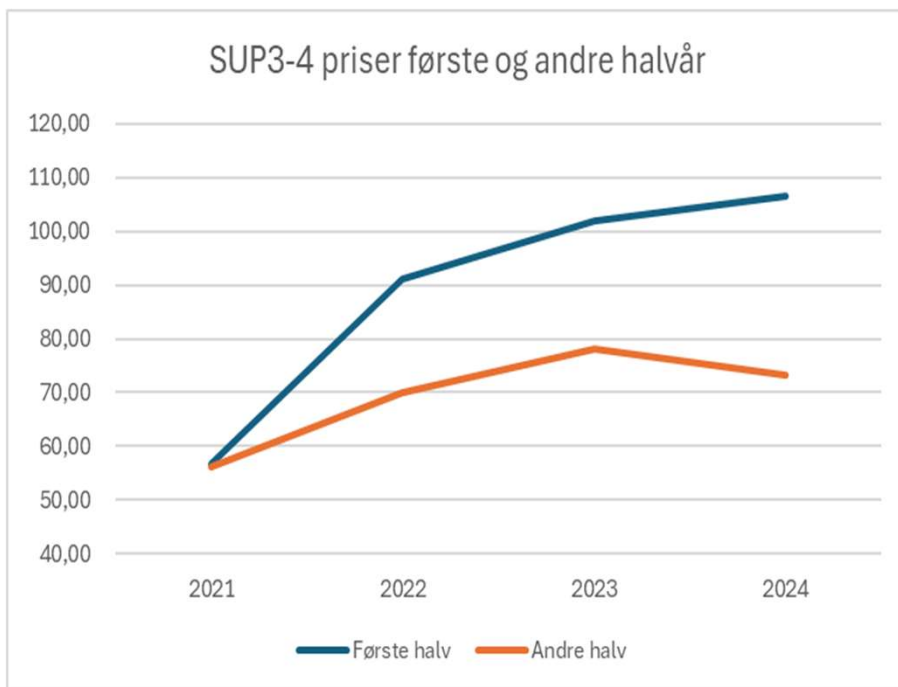
PRIVATE

# Spotpriser 2024



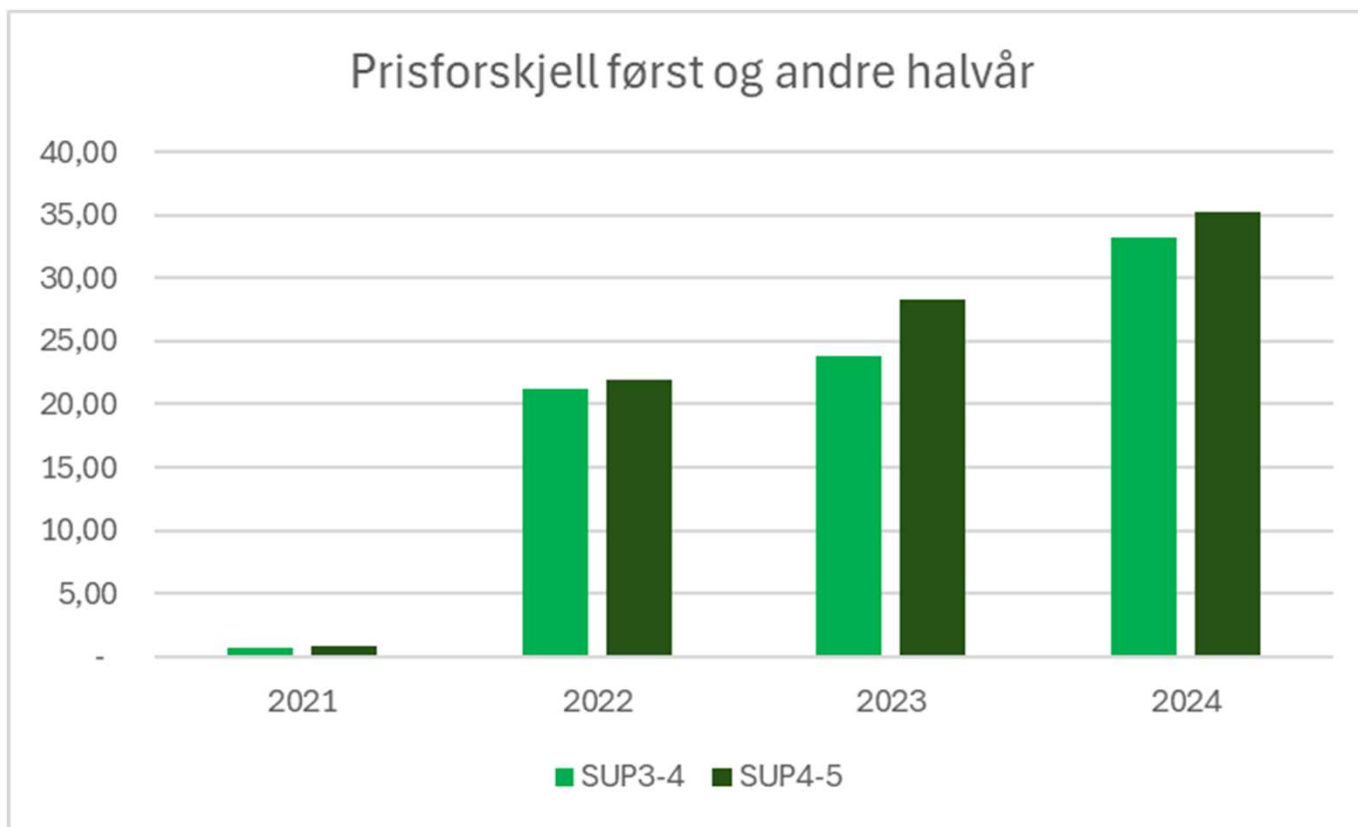
PRIVATE

## Økende forskjell første og andre halvår



PRIVATE

## Økende forskjell første og andre halvår



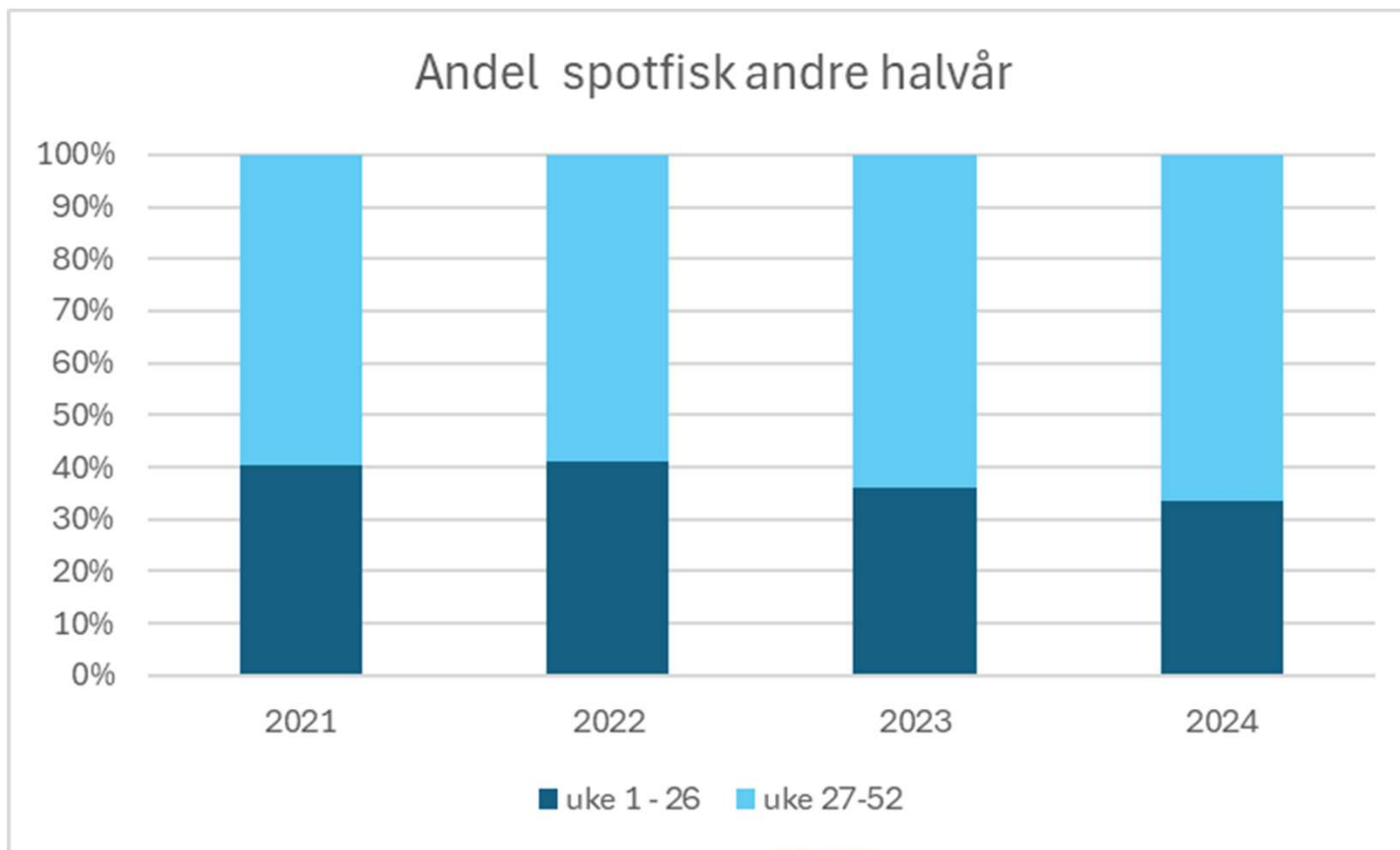
PRIVATE

## Hva er likheten i etterspørsel?



PRIVATE

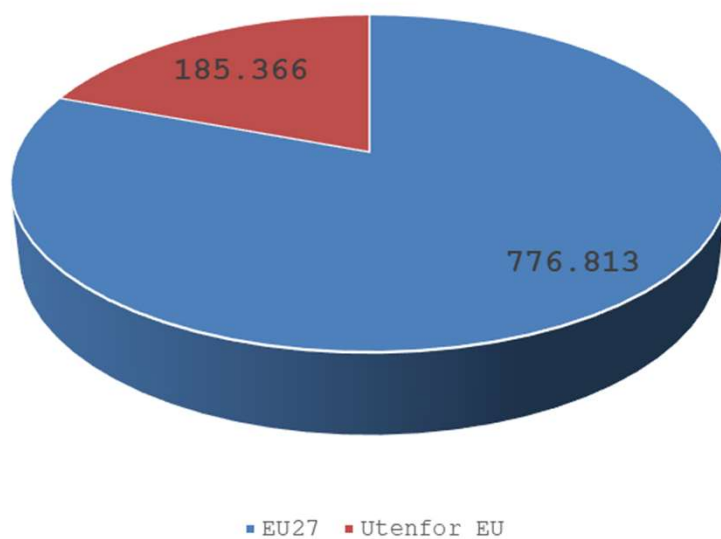
## Gradvis mindre fisk i første halvår i spot



PRIVATE

## Hvor går laksen og prisene?

EU har 81% av volumet fersk laks



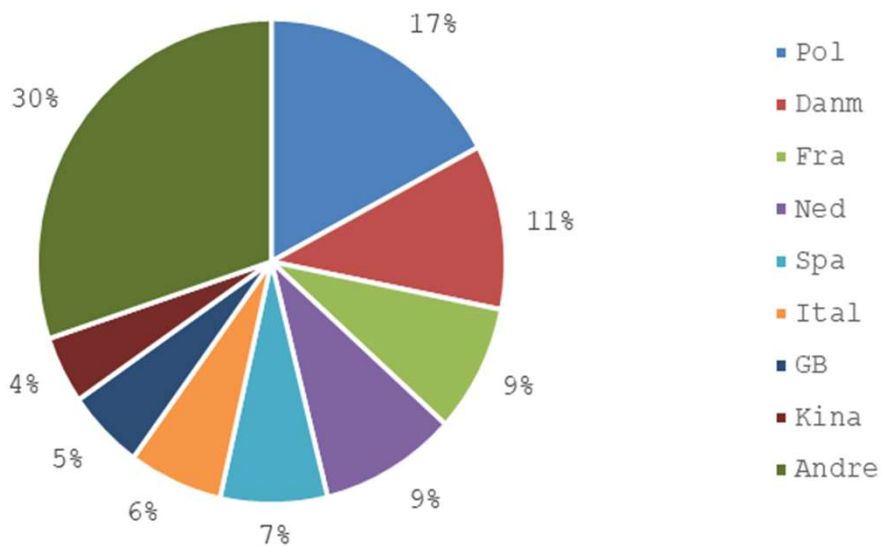
	Kr/kg	Kr/kg	Prisred
<b>TOTALT</b>	89,70	92,63	-3%
<b>EU27</b>	86,66	89,42	-3%
<b>Utenfor EU</b>	<b>102,44</b>	<b>105,89</b>	-3%

PRIVATE



## Hvor går laksen og prisene?

Polen, Danmark, Frankrike og Nederland



	Kr/kg	Prisred
<b>Pol</b>	81,03	-4%
<b>Danm</b>	82,52	-5%
<b>Fra</b>	89,47	-3%
<b>Ned</b>	89,17	-2%
<b>Spa</b>	91,73	0%
<b>Ital</b>	96,49	-1%
<b>GB</b>	91,67	0%
<b>Kina</b>	109,81	-11%

PRIVATE

## Hva blir lakseprisen i 2025?



SNÅSAMANNEN  
**MIRAKLER**  
ELLER BLØFF?



PRIVATE



**Pris 2025. 8,32 EUR/kg \* 11,84 = 98,50 NOK/kg**

10 latest trades

Date	Period	Price	Tons/month	Given or paid
10.01.2025 09:35:35	Y2025 Weeks 1-52	8 320	60	Paid
23.12.2024 13:52:04	Y2025 Weeks 1-52	8 210	200	Paid
13.12.2024 15:57:04	Y2025 Weeks 1-52	8 300	60	Paid
11.12.2024 08:32:03	Y2025 Weeks 1-52	8 230	100	Given
10.12.2024 16:21:04	Y2025 Weeks 1-52	8 320	60	Paid
05.12.2024 10:04:50	Y2025 Weeks 1-52	8 320	100	Given
05.12.2024 10:04:09	Y2025 Weeks 1-52	8 320	10	Given
28.11.2024 12:24:22	Y2025 Weeks 1-52	8 300	100	Paid
27.11.2024 15:24:01	Y2025 Weeks 1-52	8 220	100	Given
22.11.2024 11:53:55	Y2025 Weeks 1-52	8 320	100	Paid

# Kjøp og salgspriser <https://euro.salmonprice.com/>

**EURO**

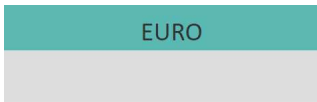
Screen Trades New order Internal FPEBI Deal Order book Trades IFRS Settlement

Block matching screen for ESF Euronext Statistics Years ▾

Period	Tons/month	Price buy	Price sell	Tons/month	Last	Close
Y2025 Feb-25 to Jan-26	10	8 200	8 250	100	-	→ 8 220
	40	8 200	8 350	100		
	100	8 100				
	100	7 500				

PRIVATE

# Prisinformasjon: <https://euro.salmonprice.com/>



Log in

TEST

Test

\*\*\*\*\*

Show password  
Forgot password

Log in

EURONEXT 7,50 ↑ SISALMONI (w48) 25 376 ↑ SSB (w48) 7,50 ↑ FPI (w48) 11,74 ↓ Euro

EURO

Screen **Trades** New order Deal FPEBI Order book Trades IFRS Settlement

Trades history Export to excel 2024-10-13

Time	Period	Price	Tons/month	Given or paid
05.12.2024 10:04:50	Y2025 Weeks 1-52	8 320	100	Given
05.12.2024 10:04:09	Y2025 Weeks 1-52	8 320	10	Given
28.11.2024 12:24:22	Y2025 Weeks 1-52	8 300	100	Paid
27.11.2024 15:24:01	Y2025 Weeks 1-52	8 220	100	Given
22.11.2024 11:53:55	Y2025 Weeks 1-52	8 320	100	Paid
19.11.2024 16:33:51	Y2025 Weeks 1-52	8 250	200	Paid
01.11.2024 12:51:06	Y2025 Weeks 1-52	8 100	80	Given
31.10.2024 12:52:05	Y2025 Weeks 1-52	8 150	50	Given
28.10.2024 10:09:00	Y2025 Weeks 1-52	8 200	20	Given



# Update from the Norwegian Directorate of Fisheries

Per end of November 2024

Year-over-Year

## Fish Pool



BIOMASS

**+1.5 %**



FEED CONSUMPTION

**+8.0 %**



HARVEST VOLUME

**+0.3 %**



MORTALITY

**-11.0 %**

# From NOK to EUR contract



PRIVATE

# Spotpriser 2025



Week 01/2025 - NOK

Published on 2025/01/07



## Salmon sales prices FCA Oslo

Weight	Price	Vol tons	Distrib.	St.dev.	1 W Change
1-2kg	75,17	43	2%	12,99	+10,72
2-3kg	99,51	208	10%	3,67	+13,84
3-4kg	112,88	601	29%	3,60	+13,00
4-5kg	127,55	540	26%	3,63	+15,45
5-6kg	153,23	462	22%	7,07	+11,14
6-7kg	168,96	140	7%	8,93	+18,18
7-8kg	171,48	52	3%	7,26	+26,95
8-9kg	172,17	18	1%	5,35	+23,51
9+kg	164,81	3	0%	3,60	+16,15
<b>Total:</b>	<b>129,50</b>	<b>2 067</b>	<b>100%</b>		<b>11,8%</b>

PRIVATE





This publication is for information purposes only and is not a recommendation to engage in investment activities. This publication is provided "as is" without representation or warranty of any kind. Whilst all reasonable care has been taken to ensure the accuracy of the content, Euronext does not guarantee its accuracy or completeness. Euronext will not be held liable for any loss or damages of any nature ensuing from using, trusting or acting on information provided. No information set out or referred to in this publication shall form the basis of any contract. The creation of rights and obligations in respect of financial products that are traded on the exchanges operated by Euronext's subsidiaries shall depend solely on the applicable rules of the market operator. All proprietary rights and interest in or connected with this publication shall vest in Euronext. No part of it may be redistributed or reproduced in any form without the prior written permission of Euronext. Euronext refers to Euronext N.V. and its affiliates. Information regarding trademarks and intellectual property rights of Euronext is located at [www.euronext.com/terms-use](http://www.euronext.com/terms-use)  
© 2025, Euronext N.V. - All rights reserved.

